

Factors Associated with Reproductive Preferences of Women in Brazilian Northeast and Southeast Regions, 1996–2006

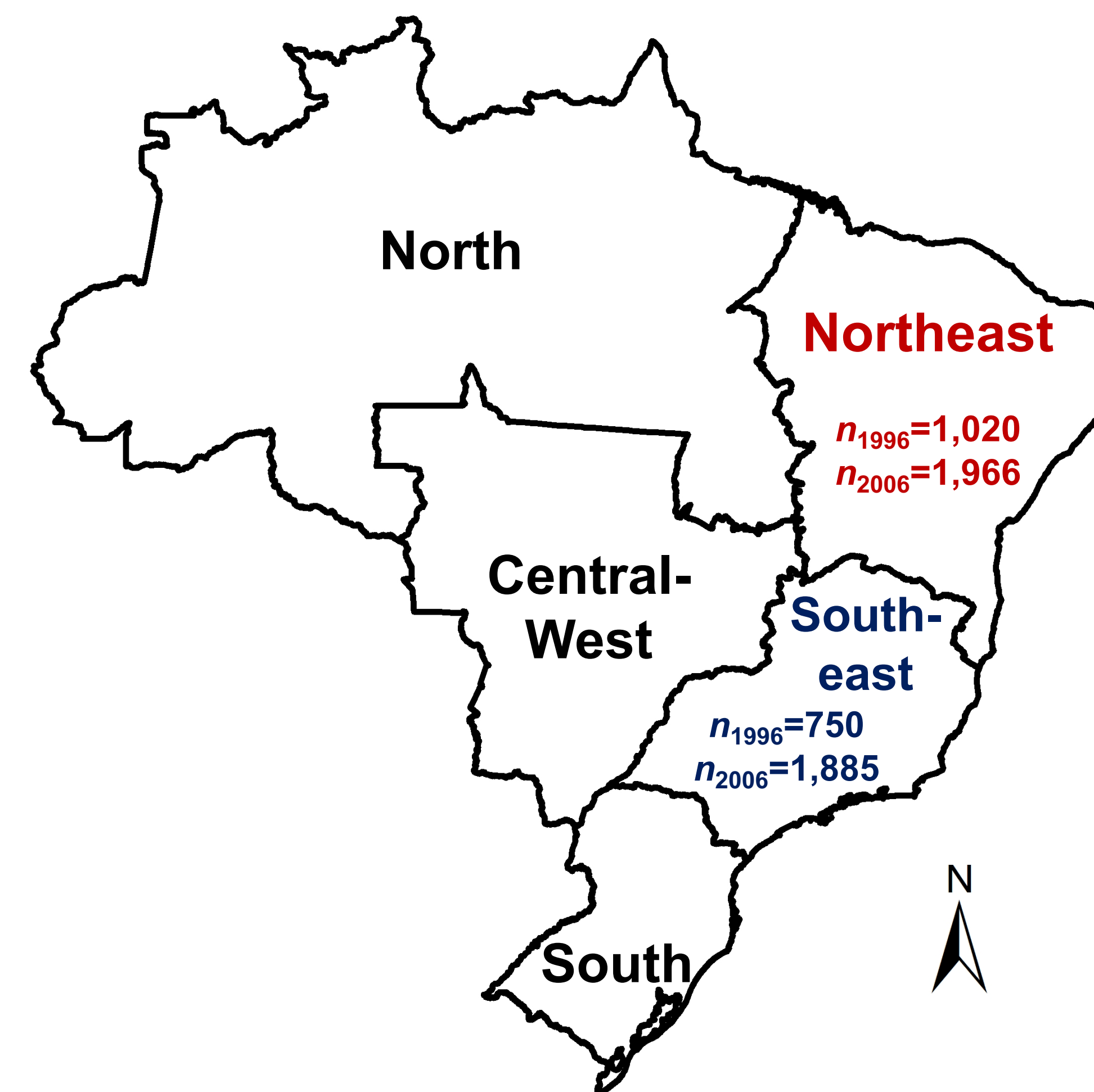
Objective

- ✓ This article deals with reproductive preferences of women living in Brazilian Northeast and Southeast Regions.
- ✓ We investigate different components of human reproduction: reproductive preferences, family planning, and use of contraceptive methods.
- ✓ The analysis includes married women and those in stable unions between 15 and 49 years of age.

Data and methods

- ✓ Data are from the 1996 Brazilian Demographic Health Survey (DHS) and 2006 Brazilian National Survey on Demography and the Health of Women and Children (PNDS).
- ✓ We perform a descriptive analysis, as well as an estimation of logistic regression models.
- ✓ The dependent variable in the logistic models indicates whether:
 0. Women had a total number of children ever born above or below the ideal number of children (as a proxy for not reaching reproductive preferences)
 1. Women had a total number of children ever born equal to the ideal number of children (as a proxy for reaching reproductive preferences)
- ✓ Independent variables included:
 1. Age group
 2. Religion
 3. Use of contraceptive methods
 4. Place of residence (rural/urban)
 5. Years of schooling
 6. Partner enrolled in school
 7. Labor force participation
 8. Partner's ideal number of children compared to woman
 9. Talked about family planning with partner
 10. Received information about family planning on TV, seminars, radio, newspapers/magazines, flyers, family, or internet
 11. Watch TV, read newspapers/magazines, or listen to radio regularly

Sample size

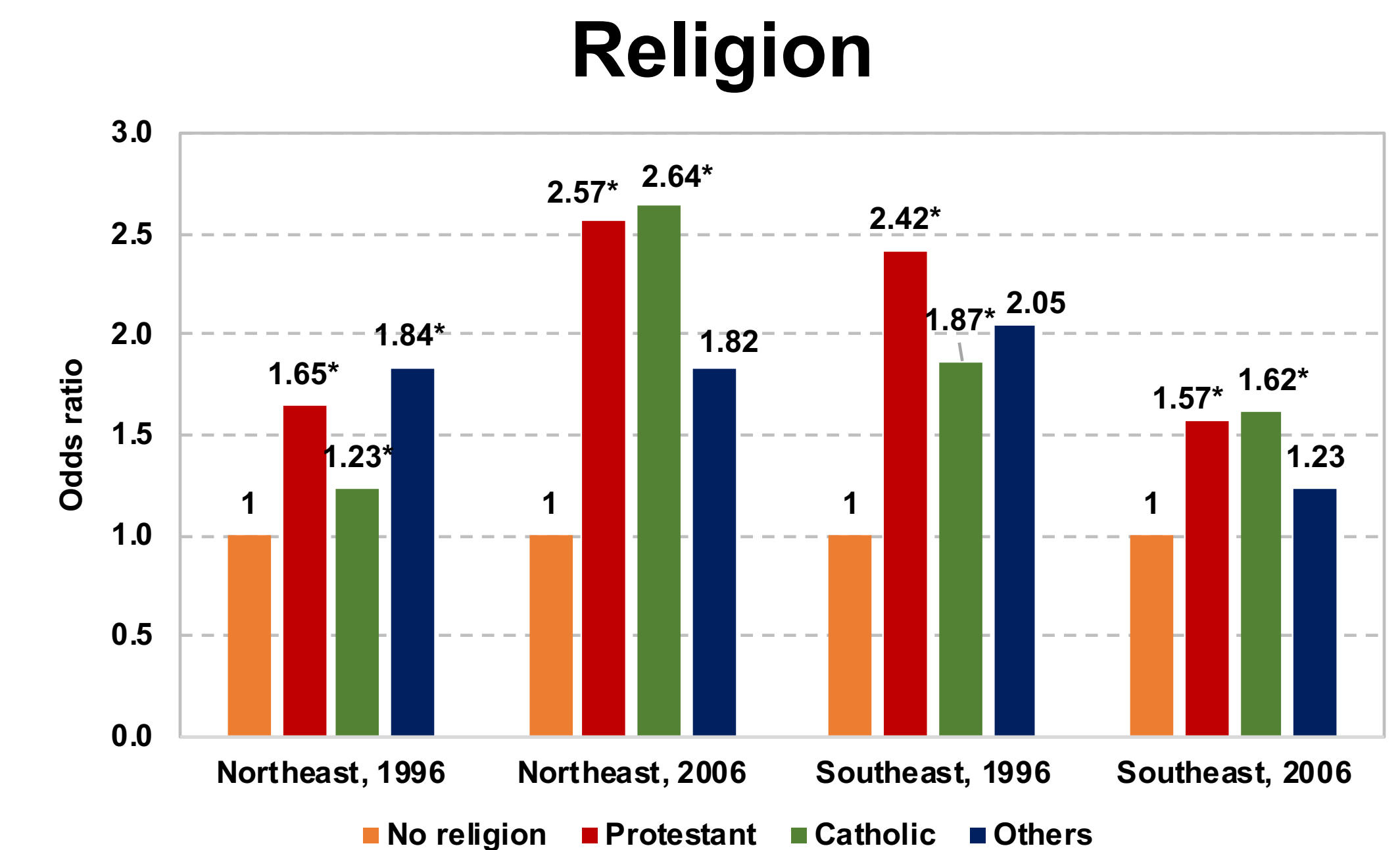
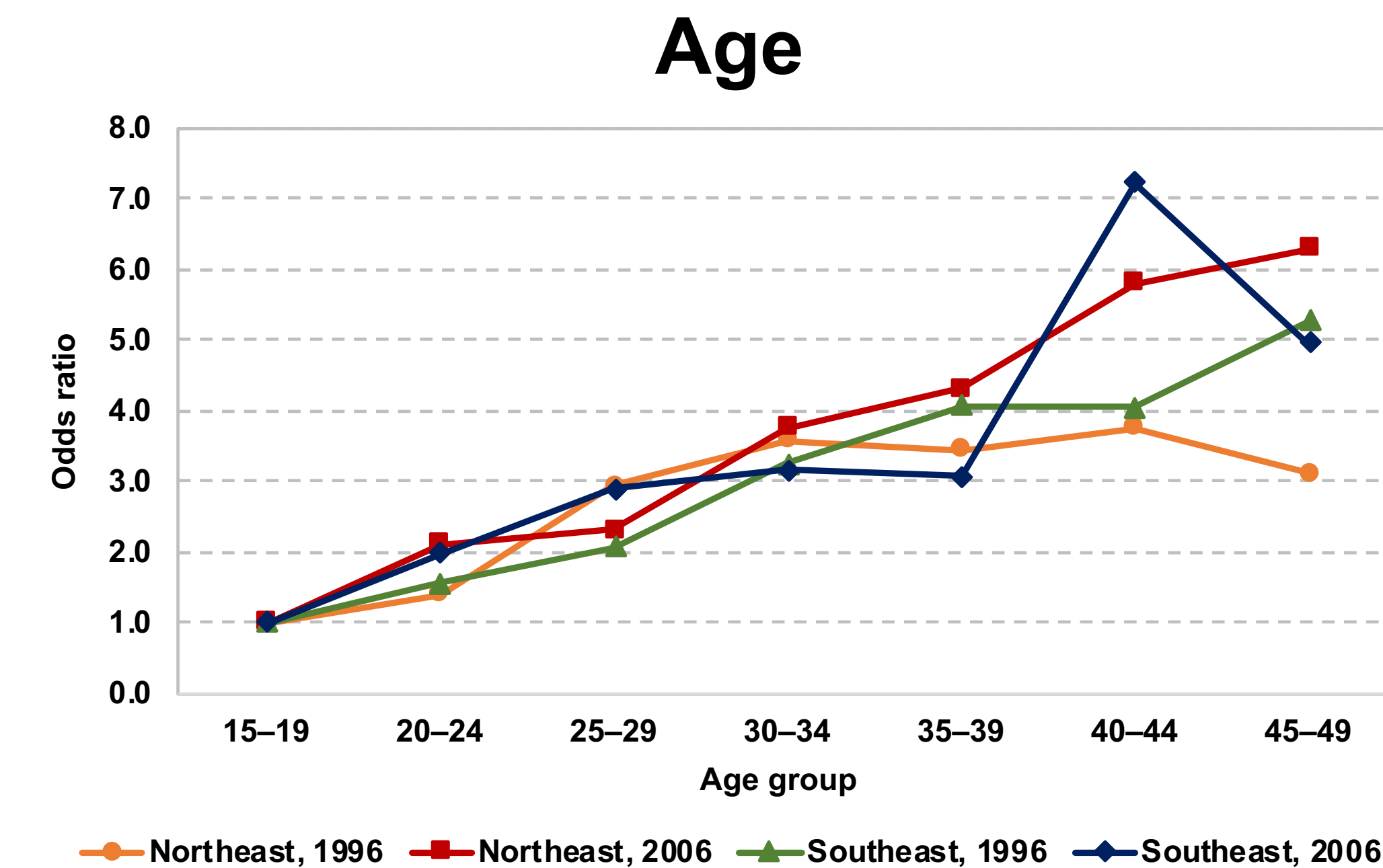


Results

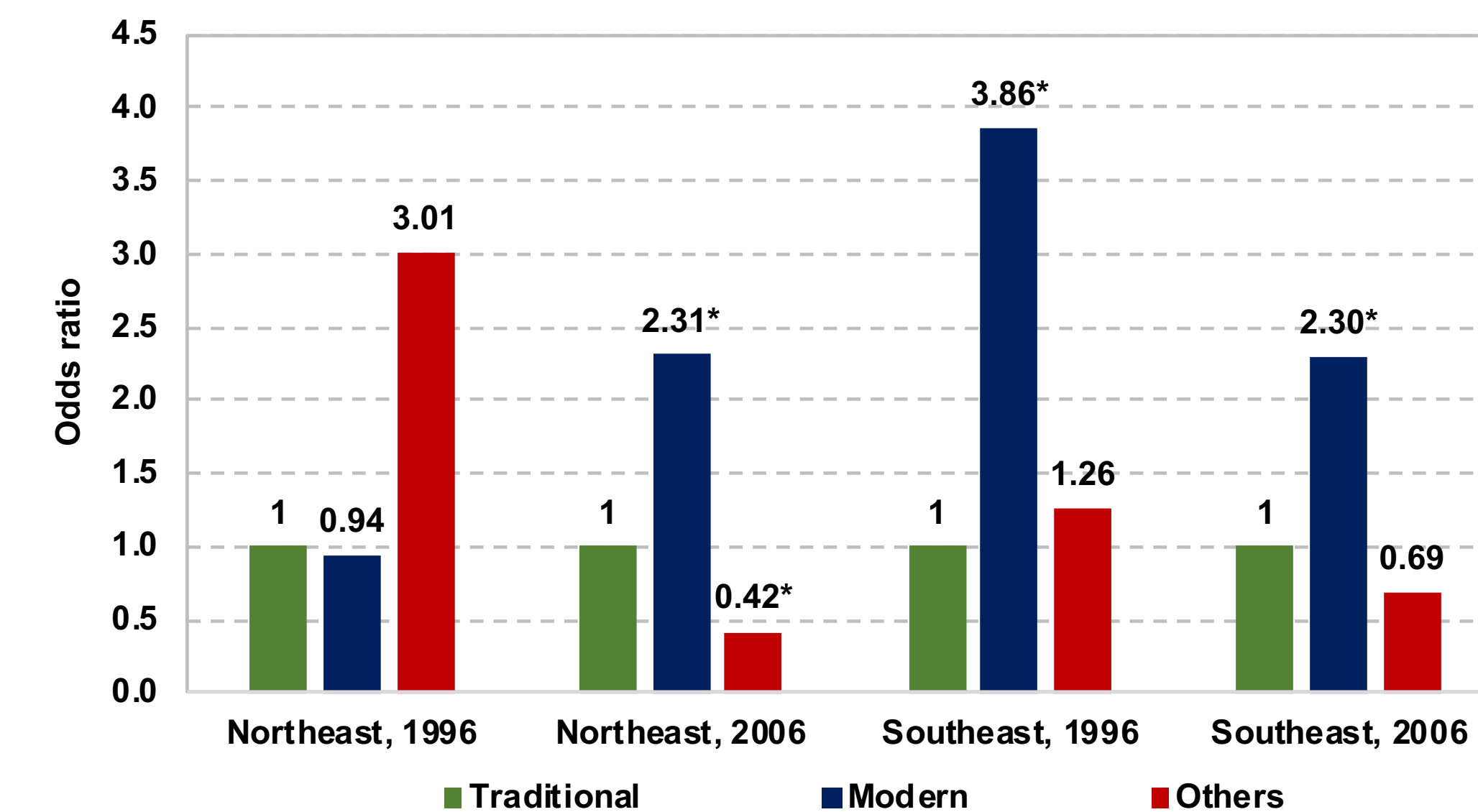
- ✓ Groups of women who tend to have a total number of children ever born equal to the ideal number of children:
 1. Older women
 2. Women who have a religion
 3. Women who use modern contraceptive methods
 4. Women in urban areas
 5. Women with higher education
 6. Women with a partner enrolled in school
 7. Women who are working
 8. Women who have same opinion as men about ideal number of children
 9. Women who don't talk about family planning with partner
 10. Women who learn about family planning on TV, radio, newspapers/magazines, flyers, or family
 11. Women who watch TV or read newspapers/magazines regularly

Examples of odds ratios from logistic models

Dependent variable:
Total number of children ever born equals ideal number of children (DV=1), compared to others (DV=0)



Contraceptive methods



*Significant at least at $p < .05$.

Note: For age, coefficients are not significant for 20–24 age group (NE 1996, SE 1996, SE 2006) and 25–29 age group (SE 1996). Source: 1996 Brazilian Demographic Health Survey (DHS) and 2006 Brazilian National Survey on Demography and the Health of Women and Children (PNDS).

Discussion

- ✓ Results suggest that age, modern contraceptive methods, media access, and religion have significant correlations with reproductive preferences.
- ✓ However, there are differences between 1996 and 2006.
- ✓ Only in 1996, women with 10–11 years of schooling had a statistically significant association with reaching ideal number of children.
- ✓ Only in 2006, female labor force participation had a statistically significant association with reaching ideal number of children.
- ✓ Upcoming models will differentiate between women who had number of children ever born above and below ideal number of children, through the estimation of multinomial models.
- ✓ Next analysis will include other Brazilian regions: North, Central-West, and South.